

23" wide

when in travel mode

Fits in a **STANDARD
ELEVATOR**



U-WAVE
Wireless Radio
Remote Control

22ft
Tip Height
1,990 lbs
Capacity



**Battery
Powered**

110V Charging System

zero
emissions

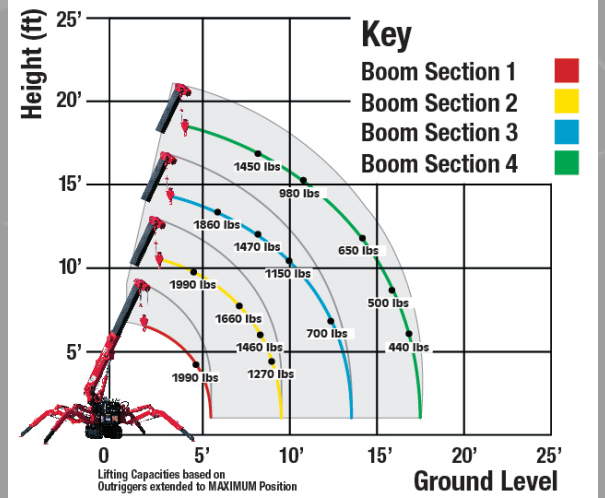


LOAD CHART



Lifting capacity varies depending on outrigger configuration, boom length and angle.

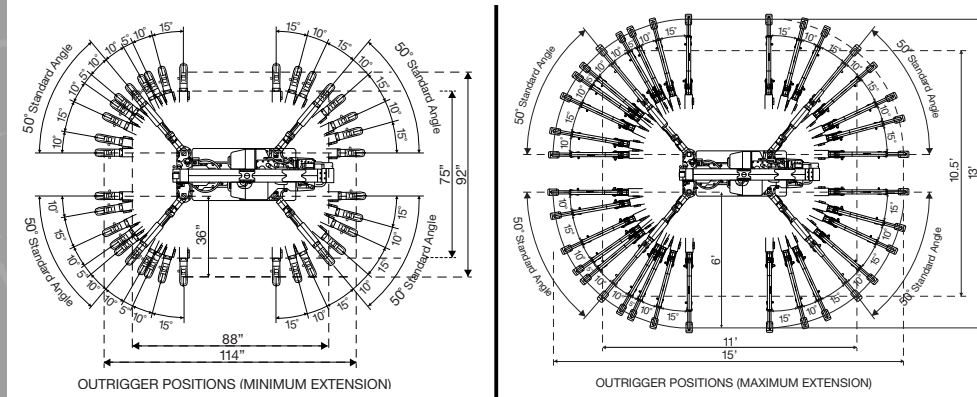
BOOM SECTION 1 EXTENDED									
Working Radius (ft.)	3	3.5	4.0	4.5	4.62				
Outriggers Maximum (lbs.)	1,990	1,990	1,990	1,990	1,990				
Outriggers Minimum (lbs.)	1,760	1,760	1,620	1,470	1,430				
BOOM SECTION 1 + 2 EXTENDED									
Working Radius (ft.)	3.0	3.5	4.0	4.5	7.0	8.0	8.82		
Outriggers Maximum (lbs.)	1,990	1,990	1,990	1,990	1,660	1,460	1,270		
Outriggers Minimum (lbs.)	1,760	1,760	1,450	1,300	800	650	500		
BOOM SECTION 1 + 2 + 3 EXTENDED									
Working Radius (ft.)	3.0	6.0	7.0	8.0	9.0	10.0	11.0	12.89	
Outriggers Maximum (lbs.)	1,870	1,860	1,670	1,470	1,300	1,150	950	700	
Outriggers Minimum (lbs.)	1,100	1,080	800	650	500	400	340	250	
BOOM SECTION 1 + 2 + 3 + 4 EXTENDED									
Working Radius (ft.)	8.0	9.0	10.0	11.0	12.0	14.0	16.0	16.96	
Outriggers Maximum (lbs.)	1,450	1,300	1,140	980	840	650	500	440	
Outriggers Minimum (lbs.)	750	520	390	340	280	200	150	140	

WORKING RANGE



SPECIFICATIONS

Engine / Motor	 Battery Powered	110V Charging System	 zero emissions
Crane Capacity	1,990 lbs. @ 4.62 ft.		
Max Working Radius	.5 to 16.96 ft.		
Max Lifting Height	22 ft Above Ground Level 34.5 ft Below Ground Level (with 2-Part Line)		
Turning Radius (ft.)	Turns Within Its Dimensions		
Dimensions In Travel Mode (ft.)	1.9 ft x 6.1 ft x 4.2 ft (W x L x H)		
Weight	2,400 lbs.		
Boom	Boom Type:	4-Section, Hydraulically Telescoping Boom with Box Construction	
	Boom Length:	Retracted 5.675 ft Extended 22 ft	
Safety Devices:	<ul style="list-style-type: none"> Onboard Self-Diagnostic Computer Pressure Relief Valve for hydraulic circuit Counterbalance Valves for boom cylinders Double Pilot-Operated Check Valves for outrigger cylinders Boom Angle Indicator with Load Indicator Hook Safety Latch Automatic Stop and Alarm for Overwinding Automatic Stop for leaving Minimum Wire Rope Emergency Stop Button Interlock Devices for crane, crawling levers and outriggers Bubble-style Level for outrigger leveling 		
Optional Accessories:	<ul style="list-style-type: none"> Mylar® Non-Marking Tracks Powr-Grip® Glass Handler Searcher Hook Custom Tandem Axle Trailer Single-Line Swivel Mini-Ball Auxiliary Winch - 1,990 lbs Single-Line Pull 250 ft, 5/16" Wire Rope 		



62 Possible Outrigger Positions

UNIC
SPYDERCRANE

Visit us on the web at
SPYDERCRANE.COM



5326 W. Mohave St | Phoenix, AZ 85043
844.264.8994 | 602.442.4000

Visit us on the web at **SmileyLiftingSolutions.com**

Product specifications are subject to change without notice. No specific training or license is required to operate the SPYDERCRANE in most areas, but operators are responsible for knowing and meeting all safety requirements and regulations.